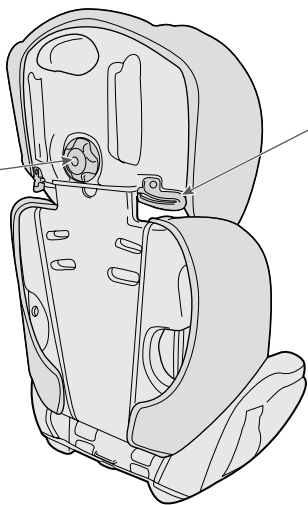


x1



<15m

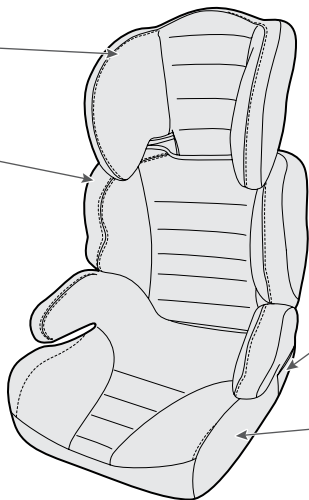
Headrest height  
adjustment button



Red shoulder  
belt guide

Headrest

Backrest



Instruction  
pocket

Booster Seat

### **Thank you for ordering from Mamas & Papas.**

30 years ago two people decided to change their world. With the arrival of a new family, David & Luisa decided that the best out there wasn't good enough and an idea was born — Mamas & Papas. And as Mamas & Papas has grown, so has their family... Their daughters Amanda & Olivia have gone on to have families of their own and they are now shaping the business based on their own experiences as parents. You see great product come from unique experiences and there's nothing more unique than parenthood and because of that every product of ours has a story to tell. What better testing and training ground is there other than real life. It is this that makes our brand so special. So you could say that our products are designed by parents for parents...

### **Merci d'avoir choisi Mamas & Papas.**

Il y a 30 ans, deux personnes ont décidé de changer leur monde. Avec l'arrivée d'une nouvelle famille, David et Luisa se sont rendu compte que ce qui se faisait de mieux ne les satisfaisait pas. Une idée est alors née : Mamas & Papas. Depuis, Mamas & Papas s'est agrandi, tout comme leur famille... Leurs filles, Amanda et Olivia, sont parties fonder leur propre famille. Elles se basent désormais sur leur propre expérience en tant que parents pour façonner l'entreprise. Des expériences uniques sont à l'origine de formidables produits. Comme il n'existe rien de plus unique que le fait d'être parent, chacun de nos produits raconte une histoire. La vie réelle est la meilleure école pour se former et tester les articles. C'est ce qui fait la différence de notre marque. Vous pourriez donc dire que nos produits sont conçus par des parents pour des parents...

### **Grazie per aver scelto Mamas & Papas.**

30 anni fa due persone hanno deciso di cambiare il proprio mondo. Con l'arrivo di una nuova famiglia, David e Luisa hanno capito che il meglio disponibile sul mercato non era sufficiente; è così che è nata l'idea di creare Mamas & Papas. La famiglia è cresciuta ed è cresciuto anche il progetto di Mamas & Papas... Le figlie Amanda e Olivia hanno oggi una loro famiglia e stanno plasmando l'azienda basandosi sulla loro esperienza diretta di madri. I grandi prodotti sono il risultato di esperienze uniche e non c'è niente di più unico e speciale dell'essere genitori; per questo ogni nostro articolo ha una storia da raccontare. Non esiste un miglior banco di prova e di formazione della vita reale. È questo che rende così speciale il nostro marchio. Possiamo dunque dire che i nostri prodotti sono pensati da genitori per altri genitori...

### **Gracias por elegir Mamas & Papas.**


Hace 30 años dos personas decidieron cambiar su mundo. Cuando la familia fue aumentando, David y Luisa decidieron que incluso lo mejor del mercado no era suficientemente bueno y nació una idea: Mamas & Papas. Y a medida que Mamas & Papas ha ido creciendo, también lo ha hecho su familia... Sus hijas Amanda y Olivia tienen ahora sus propias familias y llevan el negocio basándose en su propia experiencia como madres. Las experiencias personales son una fuente magnífica de grandes productos; no hay nada tan exclusivo como la paternidad y es por ello que cada uno de nuestros productos tiene una historia que contar. No hay mejor campo de pruebas y de formación que la vida real. Esto es lo que hace que nuestra marca sea tan especial. Así que se podría decir que nuestros productos han sido diseñados por padres y para padres...

### **Vielen Dank, dass Sie sich für Mamas & Papas entschieden haben.**

Vor 30 Jahren beschlossen zwei junge Leute, ihre Welt zu verändern. Nach der Ankunft ihres ersten Babys stellten David & Luisa fest, dass ihnen das Beste, was es zu kaufen gab, nicht gut genug war — worauf sie die Idee von Mamas & Papas ins Leben riefen. Und genau wie Mamas & Papas wuchs auch ihre Familie... Ihre Töchter Amanda & Olivia haben mittlerweile selbst Kinder und stützen sich bei der Weiterentwicklung des Unternehmens auf ihre eigenen Erfahrungen als Eltern. Man sieht oft, wie aus einzigartigen Erfahrungen fantastische Produkte entstehen — und was ist einzigartiger, als Eltern zu werden? So hat jedes unserer Produkt eine eigene Geschichte zu erzählen. Schließlich ist das wahre Leben das beste Test- und Erprobungsfeld. Das macht unsere Marke so besonders. Man könnte gewissermaßen sagen: Unsere Produkte werden von Eltern für Eltern entworfen... **Hartelijk dank dat u voor een product van Mamas & Papas heeft gekozen.** Dertig jaar geleden besloten twee mensen dat het tijd was om hun wereld te veranderen. David en Luisa hadden een jong gezin en vonden zelfs de beste producten op de markt niet goed genoeg. Zo werd een nieuw idee geboren: Mamas & Papas. En terwijl Mamas & Papas groeide, groeide ook hun gezin... Dochters Amanda en Olivia hebben nu hun eigen kinderen en ontwikkelen de onderneming op basis van hun persoonlijke ervaring als ouders. Dit heeft geleid tot geweldige producten, gebaseerd op unieke ervaringen — en niets is unieker dan ouderschap. Elk van onze producten heeft dan ook zijn eigen verhaal te vertellen. Er bestaat geen beter test- en trainingsplatform dan de realiteit. En dat is precies wat ons merk zo speciaal maakt. Je zou dus kunnen zeggen dat onze producten door ouders voor ouders zijn ontwikkeld...

## THE TYPE OF APPROVED SEAT BELT YOU MUST HAVE

**WARNING:** The car seat should not be fitted in a passenger seat of a vehicle that has an air bag fitted. (SRS)



Your child seat can only be installed forward facing using a three-point lap and diagonal seat belt in the front or rear passenger seat of the vehicle.

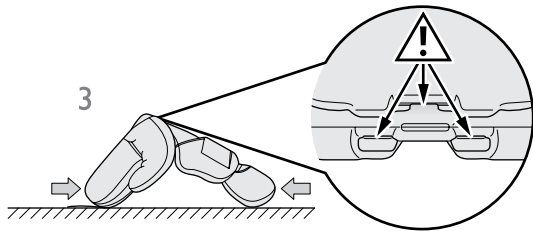
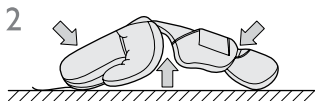
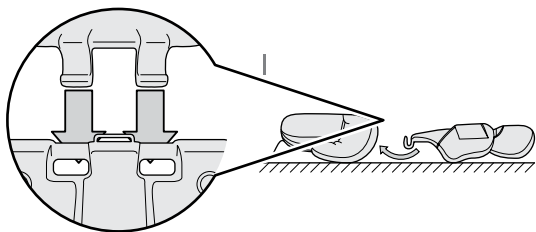
GROUP II	Weight: 15 – 25kg	Age: 3 – 7yrs approx.	Page 8
GROUP III	Weight: 22 – 36kg	Age: 6 – 12yrs approx.	Page 9

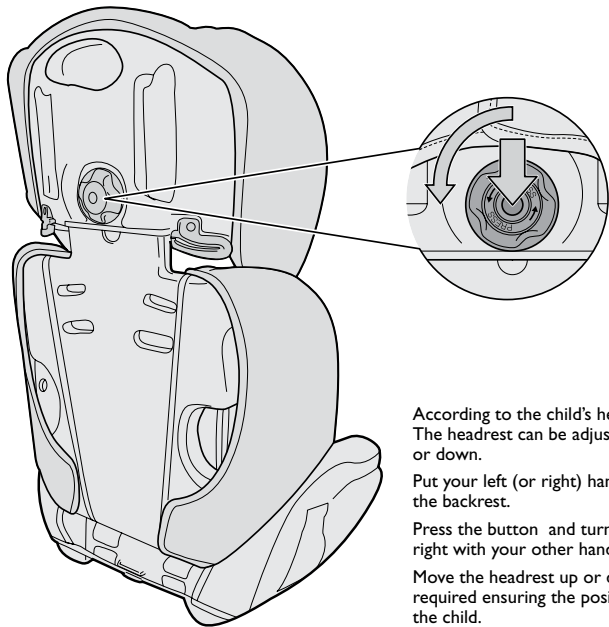
What's the law on car seats?

The law states that you must use a car seat from birth until your child reaches either 135cm in height or 12 years of age — whichever comes first.

It is the driver's responsibility to make sure that children under the age of 14 are restrained correctly.

# I Attaching the backrest to the Booster Seat





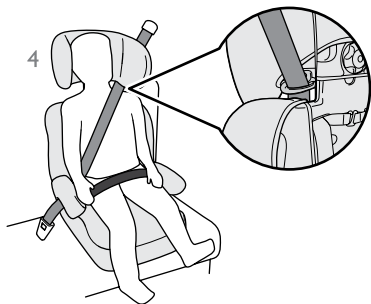
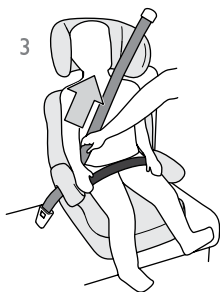
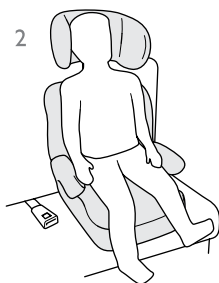
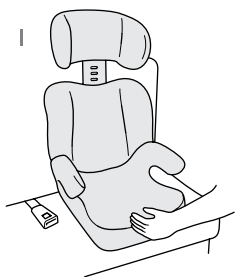
According to the child's height. The headrest can be adjusted up or down.

Put your left (or right) hand on the backrest.

Press the button and turn left or right with your other hand.

Move the headrest up or down as required ensuring the position fits the child.

### 3 Fitting the Forward Facing Car Seat Using the Belt Guide (Group II)



Place the car seat onto the vehicle's seat. Ensure that the backrest of the seat is pushed firmly against the backrest of the vehicle's seat (1).

Place the child in the child safety seat (2).

Fasten the seat belt. Make sure that both the sections of the seat belt webbing go under the armrest closest to the buckle. The lap belt should go under both armrests.

Tighten the seat belt by pulling the diagonal strap upwards (3).

Slot the diagonal belt through the red belt guide on the side of the headrest (4).

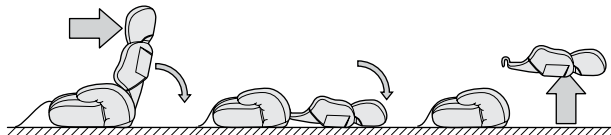
Make sure the seat belt has not become twisted.

Also check that the cover is not impeding the movement or fit of the seat belt webbing in any way.

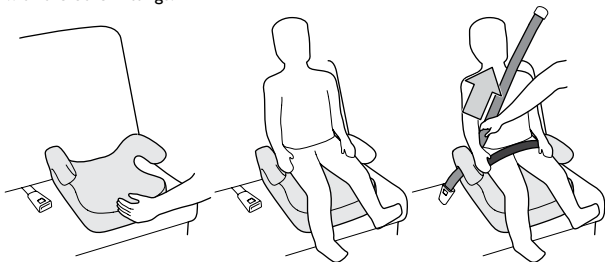


## Fitting the Forward Facing Booster Seat (Group III)

**IMPORTANT:** Remove the seats backrest.



Remove the backrest from the booster seat and place in a safe place with the other fittings.



Place the booster cushion on the vehicle's seat, ensuring it is firmly against the vehicle's seat and backrest (1).

Place the child on the booster cushion (2).

Fasten the seat belt, making sure that the lap belt webbing goes under both armrests and the diagonal belt webbing goes under the armrest near the buckle. Check the webbing has not become twisted then tighten the seat belt by pulling upwards on the diagonal strap (3).

Check the seat belt to ensure there is no slack and the belt has not become twisted (4).

Check that the cover is not impeding the movement or fit of the seat belt in anyway.

To release the child, simply unfasten the seat belt in the normal way.

**These Instructions are important.  
Please read carefully and retain for  
future reference.**

Backrest cover removal: First release the elastic strap at the bottom of the backrest cover. Slide the cover off. The cover can now be cleaned.

Headrest, booster cushion cover removal: Slide the cover off. The cover can now be cleaned.

Washing the covers: The covers should be hand washed using a mild soap and warm water. Do not use chemicals. Allow to dry naturally.

**WARNING:** Do not make alterations or additions to the restraint and follow the manufacturers instructions when installing and using it

**IMPORTANT Note:**

The seat restraint must not be used without the cover.

The seat cover should be replaced with one recommended by the manufacturer, because the cover constitutes an integral part of the restraints performance.

Do not use the car seat after an impact or accident.

Please remove the car seat from the vehicle when it is not used and keep out of reach of your child.

Please always fasten the car seat when it is inside the vehicle.

Please always read the manual before using it. The manual is located in the pocket at the side of the seat.

1. This is a “Universal” child restraint, it is approved to ECE Regulation 44.04 for general use in vehicles and will fit most, but not all vehicle seats.
2. A correct fit is likely if the vehicle manufacturer has declared in the vehicle handbook that the vehicle is capable of accepting a “Universal” child restraint of this group.
3. This child restraint has been declared “Universal” under more stringent conditions than those applied to earlier designs which do not carry this notice.
4. If in any doubt, consult either the child restraint manufacturer or the retailer.

Rigid items and plastic parts must be installed so that they are not liable, during everyday use of the vehicle, to become trapped by a movable seat or in a vehicle door.

Do not leave children in their child restraint unattended.

Only suitable if the vehicle is fitted with 3-point static, 3-point retractor safety belts, approved to UN/ECE Regulation no. 16 or other equivalent standards.

#### **EXTREME HAZARD**

Do not use in passenger seats equipped with air bags (SRS)



**After Sales Service:** If you need assistance, spare parts or you are unhappy with any aspect of the goods please contact Customer Care on: +44 (0) 845 268 2000, or e-mail us at: [customer.care@mamasandpapas.com](mailto:customer.care@mamasandpapas.com). Visit our website at [www.mamasandpapas.com](http://www.mamasandpapas.com) for the latest product information.

mamas  
& papas

HD5 0RH, UK



mamasandpapas.com  
mamasandpapas.ca  
mamasandpapas.kr



**UK** +44 (0)845 268 2000

**USA** 1-800-490-0331

**CA** 1-800-667-4111

**AU** 1300 663 034



/mamasandpapasuk  
/mamasandpapasusa  
/mamasandpapasmaltairegion  
/mamasandpapasmagyarország

@mamasandpapas

/user/mamasandpapasglobal

mamasandpapasblog.com

/mamasandpapas